

DURAMOV® Plastic Cable Carriers

DURAMOV® 塑料电缆拖链

C21 微型可打开电缆拖链

Micro cable carriers, openable along the outer radius

C21微型可打开电缆拖链体积较小，基于两片式设计重量轻特别适用于高速运动。C21微型可打开电缆拖链适用于较小安装空间，多种内宽规格可选。

C21 micro cable carriers are openable along the outer radius, two pieces and small design carriers with low weight, making them ideal for highly dynamic applications and cables filled quickly. C21 micro cable carriers are optimal for the smallest installation spaces, and are available in many versions.



可沿外侧打开
Openable along the outer radius



阻燃等级 Flammability Class
UL94 HB



符合CE 标准 certification



RoHS认证 certification



低噪音 Low-noise



根据需求提供ESD抗静电荷/防爆版拖链C21E
Electrically conductive ESD/ATEX version C21E upon request


内高15-20mm，内宽16-50mm
Inner height from 15mm to 20mm,
Inner width from 16mm to 50mm

两片式设计，可沿外侧打开
Two-pieces design,
Openable along the outer radius

小节距设计实现低噪音
顺畅运行
Small pitch for low-noise
Smooth running

可选带梳妆板接头
With tiwrap plates
are available

极小转弯半径
Smallest bend
radius





C21

DURAMOV®

www.csb-ep.com
sales@csb-ep.com

电话: 0573 84186133/84185527
Tel: 0086 573 84187009

标准尺寸 Standard dimensions

微型可打开电缆拖链 Micro cable carriers, openable along the outer radius	产品编码 Part No.	内宽 Bi	外宽 Ba	内高 Hi	外高 Ha	弯曲半径 R	架空长度	页码
		Inner width [mm]	Outer width [mm]	Inner height [mm]	Outer height [mm]	Bend radius [mm]	Unsupported length [m]	Page
	C21.15	16-40	24.2-48.2	14.3	19.3	28-48	≤0.7	P40
	C21.20	25-50	36-61	20	25	28-48	≤0.7	P42

安装说明 Installation



推入并卡合
Push and click



放入位置
Position and...



按压并卡合
Press and click



分开链节
Release links


典型适用行业和应用 Typical Applicable Industries and Applications

- 通用机械
- 搬运机器
- 半导体机器
- 测量设备
- 拾放机器人
- 医疗行业
- 包装机
- 纺织机械
- General machinery
- Handling machines
- Semi-conductor machines
- Measuring equipment
- Pick & place robots
- Medical industries
- Packaging machines
- Textile machines

DURAMOV® Plastic Cable Carriers

DURAMOV® 塑料电缆拖链

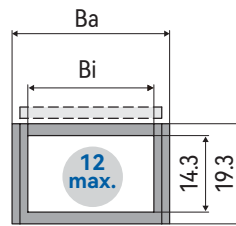
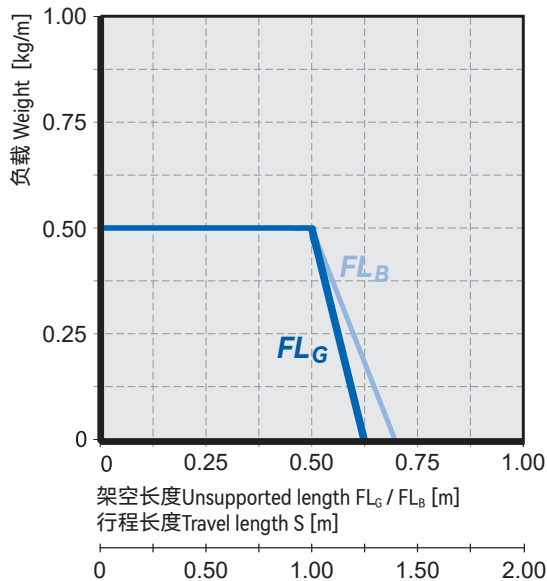
C21.15 微型可打开电缆拖链 Micro cable carriers, openable along the outer radius



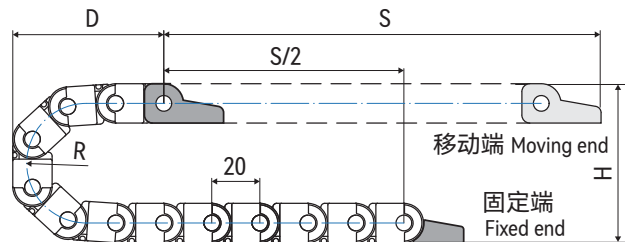
标准尺寸 Standard dimensions

产品编码 Part No.	内宽 Bi Inner width [mm]	外宽 Ba Outer width [mm]	内高 Hi Inner height [mm]	外高 Ha Outer height [mm]	弯曲半径 R Bend radius [mm]			重量 Weight [kg/m]
C21.15.16	16	24.2	14.3	19.3	028	038	048	0.24
C21.15.20	20	28.2	14.3	19.3	028	038	048	0.25
C21.15.30	30	38.2	14.3	19.3	028	038	048	0.28
C21.15.40	40	48.2	14.3	19.3	028	038	048	0.31

安装尺寸 Installation dimensions



内高 Inner height B_i : 14.3mm
节距 Link pitch T: 20mm
链节数 Link quantity: 50pcs/m
安装高度 Clearance height H_f : $H+10$ mm
拖链长度 Carrier length: $S/2+K$



*如果安装空间受到限制请咨询CSB®. Please consult CSB® if space is particularly restricted.

	028	038	048
R	028	038	048
H	75	95	115
D	68	78	88
K	130	160	195

实际安装高度 The required clearance height: $H_f=H+15$ mm (负载 Fill weight 0.3kg/m)

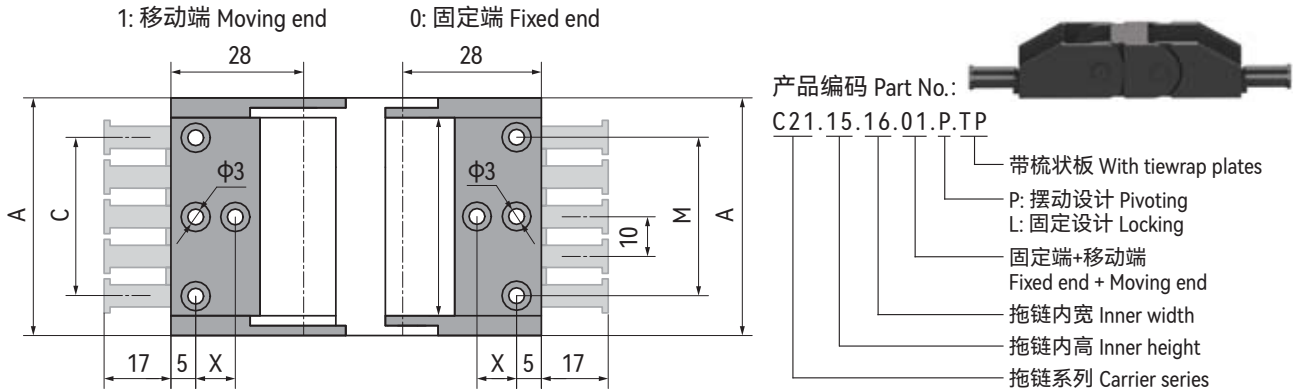
C21.15

DURAMOV®

www.csb-ep.com
sales@csb-ep.com

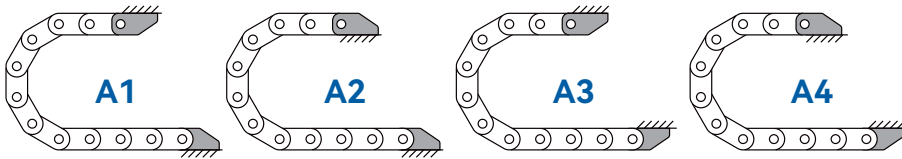
电话: 0573 84186133/84185527
Tel: 0086 573 84187009

拖链接头尺寸 Mounting bracket dimensions

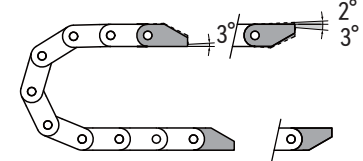


无梳状板接头编码 Without tiwrap plates (固定 Locking)	带梳状板接头编码 With tiwrap plates (固定 Locking)	无梳状板接头编码 Without tiwrap plates (摆动 Pivoting)	带梳状板接头编码 With tiwrap plates (摆动 Pivoting)	拖链内宽 Inner width Bi [mm]	A [mm]	X [mm]	M [mm]	C [mm]	齿数 Number of teeth [pcs]
C21.15.16.01.L	C21.15.16.01.L.TP	C21.15.16.01.P	C21.15.16.01.P.TP	16	24.2	8	/	10	2
C21.15.20.01.L	C21.15.20.01.L.TP	C21.15.20.01.P	C21.15.20.01.P.TP	20	28.2	8	/	10	2
C21.15.30.01.L	C21.15.30.01.L.TP	C21.15.30.01.P	C21.15.30.01.P.TP	30	38.2	8	22	20	3
C21.15.40.01.L	C21.15.40.01.L.TP	C21.15.40.01.P	C21.15.40.01.P.TP	40	48.2	8	32	30	4

接头安装方式 Mounting bracket installation optional



C21.15.Bi.01.P



*C21.15拖链接头安装方式示意图 Possible installation configurations

*A1|A2|A3|A4订购预装配拖链请注明安装方式 Please indicate installation code for pre-assembled carriers

*推荐架空长行程拖行应用

For unsupported and gliding applications

① 技术参数 Installation dimensions

	架空长度 Unsupported length	≤ 0.7m	速度/加速度 Speed / acceleration FL _G	≤ 3 [m/s] / 8 [m/s ²]
	滑行距离 Sliding length	不适用 Inapplicable	速度/加速度 Speed / acceleration FL _B	≤ 2 [m/s] / 4 [m/s ²]
	竖直悬挂 Vertical hanging	≤ 5m	滑行速度/加速度 Sliding speed / acceleration	不适用 Inapplicable
	垂直站立 Vertical standing	≤ 0.5m	允许温度 Permitted temperature	-40°C ~120°C
	侧向架空 Side-unsupported length	≤ 0.5m	阻燃等级 Flammability Class	UL94 HB

🛒 预装拖链订购编码 Order code for pre-assembled cable carriers

拖链本体 Body					选配 Optional	
C21.15.16.028.020.A1L.TP						
拖链系列 Carrier series	内高 Inner height	内宽 Inner width	弯曲半径 Bend radius	链节数量 Link quantity	接头与安装形式 Mounting bracket & installation type	带梳状板 With tiwrap plates

DURAMOV® Plastic Cable Carriers

DURAMOV® 塑料电缆拖链

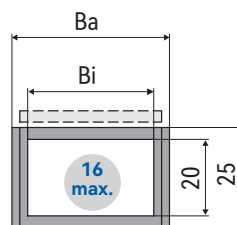
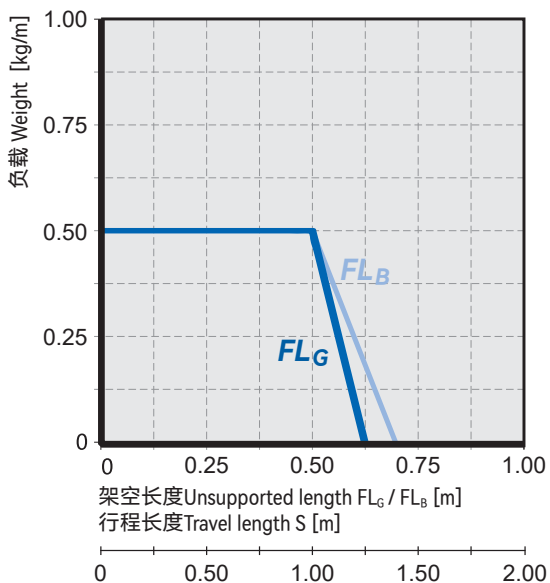
C21.20 微型可打开电缆拖链 Micro cable carriers, openable along the outer radius



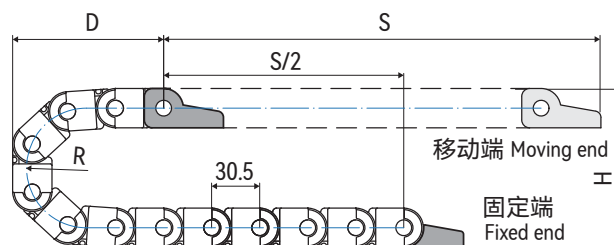
标准尺寸 Standard dimensions

产品编码 Part No.	内宽 Bi Inner width [mm]	外宽 Ba Outer width [mm]	内高 Hi Inner height [mm]	外高 Ha Outer height [mm]	弯曲半径 R			重量 Weight [kg/m]
C21.20.25	25	36	20	25	028	038	048	0.32
C21.20.38	38	49	20	25	028	038	048	0.40
C21.20.50	50	61	20	25	028	038	048	0.41

安装尺寸 Installation dimensions



内高 Inner height Bi: 20mm
 节距 Link pitch T: 30.5mm
 链节数 Link quantity: 33pcs/m
 安装高度 Clearance height H_F: H+10mm
 拖链长度 Carrier length: S/2+K



*如果安装空间受到限制请咨询CSB®. Please consult CSB® if space is particularly restricted.

R	028	038	048
H	81	101	121
D	86	96	106
K	150	185	215

实际安装高度 The required clearance height: H_F=H+15mm (负载 Fill weight 0.3kg/m)

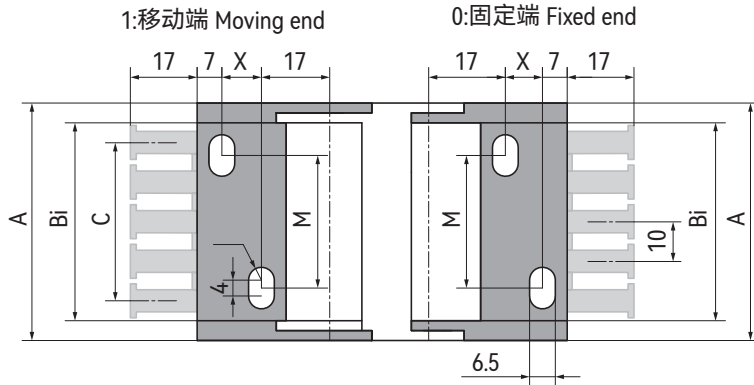
C21.20

DURAMOV®

www.csb-ep.com
sales@csb-ep.com

电话: 0573 84186133/84185527
Tel: 0086 573 84187009

拖链接头尺寸 Mounting bracket dimensions



产品编码 Part No.:

C21.20.25.01.P.TP


带梳状板 With tiwrap plates

P: 摆动设计 Pivoting

L: 固定设计 Locking

固定端+移动端

Fixed end + Moving end

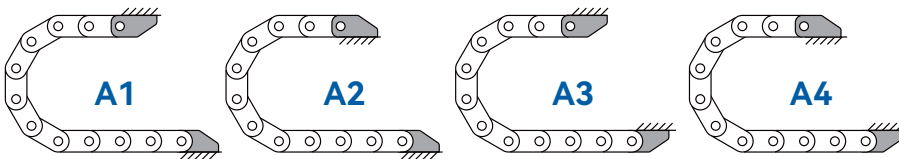
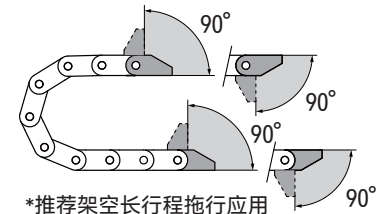
拖链内宽 Inner width

拖链内高 Inner height

拖链系列 Carrier series

无梳状板接头编码 Without tiwrap plates (固定 Locking)	带梳状板接头编码 With tiwrap plates (固定 Locking)	无梳状板接头编码 Without tiwrap plates (摆动 Pivoting)	带梳状板接头编码 With tiwrap plates (摆动 Pivoting)	拖链内宽 Inner width Bi [mm]	A [mm]	X [mm]	M [mm]	C [mm]	齿数 Number of teeth [pcs]
C21.20.25.01.L	C21.20.25.01.L.TP	C21.20.25.01.P	C21.20.25.01.P.TP	25	36.3	14	10	20	3
C21.20.38.01.L	C21.20.38.01.L.TP	C21.20.38.01.P	C21.20.38.01.P.TP	38	49.3	14	23	30	4
C21.20.50.01.L	C21.20.50.01.L.TP	C21.20.50.01.P	C21.20.50.01.P.TP	50	61.3	14	35	40	5

接头安装方式 Mounting bracket installation optional


C21.20.Bi.01.P


*C21.20拖链接头安装方式示意图 Possible installation configurations

*A1|A2|A3|A4订购预装配拖链请注明安装方式 Please indicate installation code for pre-assembled carriers

*推荐架空长行程拖行应用

For unsupported and gliding applications

技术参数 Installation dimensions

	架空长度 Unsupported length	≤ 0.7m	速度/加速度 Speed / acceleration FL _C	≤ 3 [m/s] / 8 [m/s ²]
	滑行距离 Sliding length	不适用 Inapplicable	速度/加速度 Speed / acceleration FL _B	≤ 2 [m/s] / 4 [m/s ²]
	竖直悬挂 Vertical hanging	≤ 5m	滑行速度/加速度 Sliding speed / acceleration	不适用 Inapplicable
	垂直站立 Vertical standing	≤ 0.5m	允许温度 Permitted temperature	-40°C ~120°C
	侧向架空 Side-unsupported length	≤ 0.5m	阻燃等级 Flammability Class	UL94 HB

预装拖链订购编码 Order code for pre-assembled cable carriers

拖链本体 Body					选配 Optional	
C21 . 20 . 25 . 028 . 020					. A1L . TP	
拖链系列 Carrier series	内高 Inner height	内宽 Inner width	弯曲半径 Bend radius	链节数量 Link quantity	接头与安装形式 Mounting bracket & installation type	带梳状板 With tiwrap plates